



PLEASE RETURN TO:
PICKARD EVENT SERVICES OFFICE
1 Brickyard Road
Boroughbridge
North Yorkshire YO51 9NS
Tel: +44 (0)1423 290300
Fax: +44 (0)1423 290301
Email: eventservices@pickardonline.co.uk

ELECTRICAL PRICING STRUCTURE

EARLY BOOKING PRICES (BELOW) ARE AVAILABLE ONLY ON ORDERS RECEIVED BY **FRIDAY 28TH OCTOBER 2022**.
STANDARD PRICES WILL APPLY TO ORDERS AFTER THIS DATE.

DESCRIPTION	QTY	Early booking	Standard	AMOUNT
500W SOCKET OUTLET (SS500)		£80.00	£96.00	
1000W SOCKET OUTLET (SS1000)		£75.00	£90.00	
2000W SOCKET OUTLET (SS2000)		£90.00	£108.00	
3000W SOCKET OUTLET (SS3000)		£105.00	£126.00	
LED STRIP LIGHT (LSL)		£80.00	£96.00	
4' TRACK 3 SPOTS (4T3)		£80.00	£96.00	
8' TRACK 6 SPOTS (8T6)		£160.00	£192.00	
VAT will be charged at the prevailing rate			SUB TOTAL	
			VAT	
			TOTAL	

ALL ITEMS ARE ON HIRE UNLESS STATED OTHERWISE
PLEASE INDICATE POSITION OF ITEMS ON GRAPH OVERLEAF

FULL PAYMENT MUST BE RECEIVED PRIOR TO TENANCY & RETAIN A COPY OF THIS FORM FOR YOUR RECORDS



PLEASE RETURN TO:
PICKARD EVENT SERVICES
 1 Brickyard Road
 Boroughbridge
 North Yorkshire YO51 9NS
 01423 290300
 eventservices@pickardonline.co.uk

SHELL SCHEME EXTRAS PRICING STRUCTURE

EARLY BOOKING PRICES (BELOW) ARE AVAILABLE ONLY ON ORDERS RECEIVED BY **FRIDAY 28TH OCTOBER 2022**.
 STANDARD PRICES WILL APPLY TO ORDERS AFTER THIS DATE.

REF	DESCRIPTION	QTY	Early booking	Standard Charge	AMOUNT
PESSQM	STANDARD SHELL SCHEME PER SQ.M		£12.50	£15.00	
WP10-25	WALL PANEL 1m wide x 2.5m high		£17.50	£21.00	
WP05-25	WALL PANEL 0.5m wide x 2.5m high		£17.50	£21.00	
WP10-10	DWARF WALL PANEL 1m wide x 1m high		£30.00	£36.00	
WP10-05-05	WORKTOP 1m wide, 0.5m deep, 1m high		£75.00	£90.00	
EXDOOR	LOCKABLE DOOR		£100.00	£120.00	
CUR01	CURTAIN SET FOR 1m wide bay		£25.00	£30.00	
SF10-03	SHELF FLAT 1m wide, 0.3m deep fixed at.....high from floor		£30.00	£36.00	
SS10-03	SHELF SLOPING 1m wide, 0.3m deep fixed at..... high from floor		£30.00	£36.00	
LIT-01	LITERATURE RACK 1m wide, 0.2m deep with 4 x A4 sections		£50.00	£60.00	
GH10	GARMENT HOOK SET, 4 hooks, 1m wide		£30.00	£36.00	
VAT will be charged at the prevailing rate				SUB TOTAL	
				VAT	
				TOTAL	


ALL ITEMS ARE ON HIRE UNLESS STATED OTHERWISE
 PLEASE INDICATE POSITION OF ITEMS ON GRAPH OVERLEAF

FULL PAYMENT MUST BE RECEIVED PRIOR TO TENANCY & RETAIN A COPY OF THIS FORM FOR YOUR RECORDS

THE BASIC SHELL SCHEME STAND

Shell scheme stands are built using the Click construction system. This is a modular aluminium frame structure in matt-silver anodised aluminium, 2.5m high with posts at 1m centres, each with eight channels; infill panels are finished in **steel grey nylon loop**. Depending on individual stand layout, some panels may be of smaller widths within the overall 1m grid.

A fascia panel is provided on each open side, supported by system posts at intervals: the maximum distance between support posts is 4 metres. The drawing shows details of framework and panel sizes.

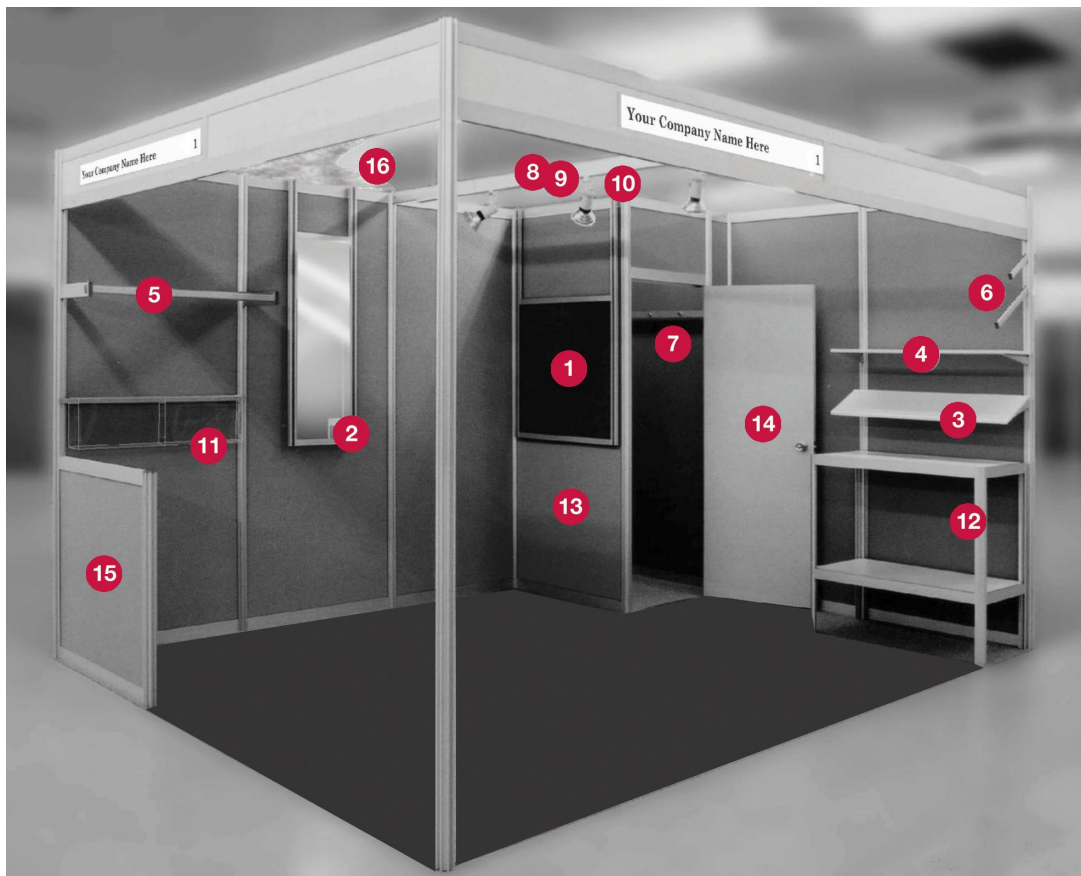


- | | |
|-------------------|---|
| 1. Fascia board | Coloured Foamex either side. Height 300mm, 170mm visible board. |
| 2. System post | 55mm wide with 8 channels. - Note posts protrude by 22mm from face of panel. |
| 3. System rail | 65mm high. |
| 4. Infill panel | With grey nylon loop fabric both sides |
| 5. Nameboard | For exhibitor name and stand number. |
| 6. Venue flooring | Venue carpet or venue flooring. |

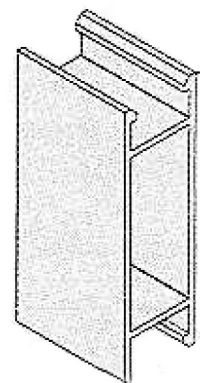
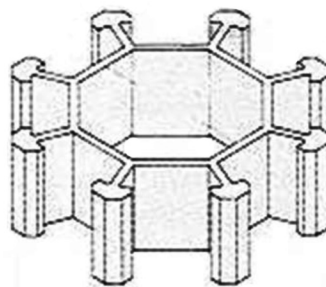
OPTIONAL EXTRAS

Extra display fittings and wall panels for subdivision of your stand space are available to order. Please note that the only fixing method which may be used directly on wall panels is Velcro dots and strips; **no pins, staples, screws or other intrusive fixings are allowed. If a wall panel is damaged in any way, then an extra charge for replacement will be made.**

If you need to fix heavy objects to walls, you can do so by using a Pendant Panel fitted with a plywood infill which will accept most kinds of fixing.



- 1 Pin board display panel
- 2 Pendant mirror
- 3 Sloping shelf
- 4 Straight shelf
- 5 Garment rail
- 6 Waterfall garment rail
- 7 Garment hook set
- 8 Power track
- 9 Lighting track on cantilever brackets
- 10 Spotlights
- 11 Literature rack
- 12 Worktop plinth
- 13 Internal partition panels
- 14 Lockable doors
- 15 Dwarf panels



The Click system post (above) and horizontal rail



PLEASE RETURN TO:
PICKARD EVENT SERVICES
1 Brickyard Road
Boroughbridge
North Yorkshire YO51 9NS
01423 290300
eventservices@pickardonline.co.uk

Extra wall panelling

Fabric covered panels or white melamine panels (dependant on organisers request) for subdividing stand space, similar to those in main structures. Standard finish. Alternative finishes are available by arrangement. Note: NO FIXINGS ALLOWED to these panels: pendant display panels (see below) are available for this purpose.

WP10-25	Wall panel 1m wide x 2.5m high	WP07-25	Wall panel 0.75m wide x 2.5m high
WP05-25	Wall panel 0.5m wide x 2.5m high	WP02-25	Wall panel 0.25m wide x 2.5m high
DP10-10	Dwarf panel 1m wide x 1m high		

Shelves & literature rack (Ref 3, 4 & 11 on illustration)

White laminate-faced shelves fixed to walls with cantilever brackets. Can be fitted sloping at 25deg with a raised aluminium lip at the front edge; or flat with a flush front edge. The literature rack is in aluminium and acrylic. All are adjustable for height. Max. recommended load 30 Kg.

SF10-03	Shelf - Flat 1m wide 0.3m deep	SF20-03	Shelf - Flat 2m wide 0.3m deep
SS10-03	Shelf - Sloping 1m wide 0.3m deep	SS20-03	Shelf - Sloping 2m wide 0.300 deep
LIT01	Literature rack 1m wide, 0.2m deep with 4no A4 sections		

Worktop plinth (Ref 12 on illustration)

A 500mm deep white laminate-faced worktop/shelf on an aluminium plinth frame fixed to the wall. Will support substantial weights, and should be used in reference to cantilever shelves for heavy items. Special depths/heights by arrangement.

WP10-05-10	Worktop 1m wide, 0.5m deep, 1m high
WP10-05-05	Worktop 1m wide, 0.5m deep, 1m high with shelf below

Pendant display panel and Mirror (Ref 1 & 2 on illustration)

A framed pendant wall panel for graphics or 3-D object display. Three infill options: fabric-faced pin board for graphics and lightweight objects; fabric-faced plywood for heavier objects; and a mirror. Two fabric options: Blue or Red - please indicate on the stand fitting accessories order form. Special frame sizes and/or custom infill's can be supplied by arrangement.

PP09-09	Pin board 0.9m wide, 0.9m high	PP09-12	Pin board 0.9m wide, 1.2m high
PW09-09	Plywood 0.9m wide, 0.9m high	PW09-12	Plywood 0.9m wide, 1.2m high
PM09-09	Mirror 0.9m wide, 0.9m high	PM04-12	Mirror 0.4m wide, 1.2m high

Garment hanging (Ref 5, 6 & 7 on illustration)

Rails, brackets and hooks for fixing to the walls. The rails project 320mm from the wall panels and can span 1 or 2 bays. The waterfall bracket fixes to any post, including the 45deg channels. The garment hook set is based on a horizontal rail which spans one bay. Default height from ground 1.500m but can be different height by arrangement. Special rail lengths are also available if required.

GR10	1m garment rail	GR20	2m garment rail
NB420	Waterfall garment rail 420mm	GH10	Garment hookset - 4 hooks, 1m wide

Doors & curtains for internal enclosures

Where extra panels are being ordered to enclose a space within the stand, access may be provided by substituting a lockable door or a curtain for one of the 1m panels. The door is timber-veneer-faced and fitted with a lockable handle set. The standard curtain is in white, but custom fabrics can be supplied by arrangement.

EXDOOR	Lockable door module for 1m wide bay	CUR01	Curtain set for 1m wide bay
--------	--------------------------------------	-------	-----------------------------

Lighting

Lighting can be added by ordering 50W or 100W adjustable spotlights fixed to power tracks. Up to 3 lamps can be used per 1 200m track, and the tracks can be fixed either behind fascia panels, on front-to-back ceiling beams; or on cantilever brackets which hold the lamps 450mm out from wall panels. Order lamps and tracks separately to achieve the lighting you need, contact the **Pickard Event Services Office 01423 290300** for further details.

SHELL SCHEME MODULAR SYSTEM



Your attention is drawn to the following fixings which are strictly forbidden on this system:



NO NAILS



NO SCREWS



NO PAINT



NO STAPLES

LOOP NYLON PANELS

Fixing is permitted by: Velcro hook dots or strips or pendant display panels for heavy exhibits.

WHITE FOAMEX PANELS

Fixing is permitted by: Blu Tac, Velcro hook/loop dots or strips or pendant display panels for heavy exhibits.

Supplies of Velcro hook dots and strips and double-sided tabs can be purchased from the **Pickard Event Services Office on 01423 290300.**